

 **BLAUPUNKT**



*Enjoy it.*

E-Mobility

# THE HISTORY OF THE BRAND

## A QUALITY SYMBOL BECOMES A TRADEMARK

The origin of the Company was the Berlin radio, telephone, and devices production plant bearing the corporate name Ideal, founded in 1923. This Company initially produced headphones, which were marked with a "blue dot" as a seal of approval. Soon, buyers only asked for the "Blaupunkt headphones" (the blue-dot headphones). In 1938, the original quality symbol became today's Blaupunkt Trademark.

In 2016, Blaupunkt was reorganized. Under the umbrella of Evo-Sales GmbH, the Blaupunkt Competence Center Car Multimedia & Foldable E-Bikes, there is now the product range of folding e-bikes in addition to the classic products from the areas of car entertainment, antennas and accessories.

## BLAUPUNKT – THE WORLD OF E-MOBILITY

As one of the few well-known manufacturers on the market, Blaupunkt produces high-quality and practical folding bikes with electric motors.

These almost unique e-bikes can all be reduced to half their original size in no time, thanks to their intelligent quick-release mechanism, making them easy to store or take with you. These bikes are the perfect companions for all commuters who use public transport a lot, for those who don't have enough space at home for a conventional e-bike, or for those of us who like to take an e-bike on holiday without stress.

Let Blaupunkt fascinate you! The Blaupunkt e-bike programme supplies brand-new folding bikes for every need and in modern Blaupunkt design – innovative and quality-conscious at the same time.





## CONTENT

4	FRIDEL® (Mod. 2024) & FRIDA® (Mod. 2024)
6	ENNO
8	MINNA®
10	FIENE®, FIETE® & HENRI®
12	FRANZI® & LOTTE® (Mod. 2024)
14	LOTTE® & EMMI®
16	FRIDA®
18	Technical data
20	Spare parts
21	Accessories



# THE NEW CITY-BIKES

- ✓ 24" foldable city bike
  - ✓ Up to 110 kg payload (including rider)
  - ✓ Rear wheel drive (50 Nm)
  - ✓ Comfortable 24" x 2.125 tires with puncture protection
  - ✓ Quick release mechanism + foldable pedals / handlebar
  - ✓ 8-speed Shimano Altus gear shift
  - ✓ Color display bike computer with 5 levels of pedal assistance up to 25 km/h
  - ✓ Removable and lockable Li-Ion battery with Smart BMS  
16 Ah / 36 V / 580 Wh
  - ✓ Hydraulic disc brakes
- 👤 approx. 24 kg weight (including battery)
- 📍 up to 120 km range\*



## FRIDEL® (MOD. 2024)



approx. 1100 mm

approx. 880 mm

## FRIDA® (MOD. 2024)



approx. 1100 mm



## RELIABLE COMPANION

This 24-inch folding e-bike combines style and functionality and quickly becomes the best everyday companion – as FRIDEL® (Mod. 2024) in the color “night-grey” matt and FRIDA® (Mod. 2024) in the color “warm-grey”.

The T6061 aluminum-magnesium-silicon alloy frame, also used in aerospace, provides the ideal balance between strength and corrosion resistance. The Tektro HD-E500 hydraulic disc brake, proven to work in all weather conditions, ensures safe and reliable braking.

The color display of the bike computer is not only clear and easy to read, but also offers a variety of useful information. The handlebars are easy to adjust without tools. It allows the bike to be stowed away effortlessly. And the integrated light function switches the light on automatically as soon as it gets dark. With 580 watt hours, the battery with Smart BMS offers a considerable range, even for longer trips.



For all information /  
videos just  
click or scan

FRIDEL® (Mod. 2024) FRIDA® (Mod. 2024)





## THE FOLDING FAT BIKE

- ✓ Foldable fat bike with extra wide 20" tires and rear-wheel drive
  - ✓ Up to 110 kg payload (including rider)
  - ✓ Disc brakes front and rear
  - ✓ 7-speed Shimano SIS gear shift
  - ✓ Sturdy aluminum frame with intelligent quick release mechanism
  - ✓ Two luggage racks
  - ✓ Comfortable 20" x 4 tires
  - ✓ LCD bike computer with 5-level pedal assist up to 25 km/h
  - ✓ Removable and lockable Li-Ion battery 13 Ah / 36 V / 470 Wh
-  approx. 32 kg weight (including battery)  
 up to 80 km range\*

## STYLISH, FAT AND FOLDABLE

The all-purpose bike with a lot of riding comfort thanks to extra wide 20" tires. No matter what the surface, whether sand, snow or mud, dismounting and pushing or even carrying is unnecessary with this bike. The thick tires literally float over bumps and smaller obstacles. The powerful rear-wheel drive provides additional thrust for difficult passages when your own power is not enough.

With the removable battery and the power-controlled support, ENNO invites you to always add another lap to your tour. ENNO supports cyclists up to a distance of 80 km\* at a maximum speed of 25 km/h which is suitable for the German StVZO.

And last but not least, the Blaupunkt Fatbike is nice and small for transport or storage thanks to its intelligent folding mechanism.

For all information /  
videos just  
click or scan





# ENNO





approx. 1000 mm



approx. 750 mm



## THE E-CARGO TRIKE

- ✓ 20" low entry e-cargo bike / e-cargo trike
  - ✓ Up to 150 kg payload (including rider)
  - ✓ Swivel mechanism for more manoeuvrability
  - ✓ Brakes with locking function
  - ✓ 3-speed Shimano NEXUS gear shift
  - ✓ Sturdy, foldable aluminum-steel frame construction
  - ✓ Smart quick release mechanism + foldable pedals and handlebar
  - ✓ LCD bike computer with 5-level pedal assist up to 25 km/h
  - ✓ Removable and lockable Li-ion battery 13 Ah / 36 V / 470 Wh
-  approx. 42 kg weight (including battery)  
 up to 60 km range\*



## SAFE, STRONG AND SMART FOLDED

The robust aluminum / steel construction of the cargo bike allows a total load of up to 150 kg. There are spacious baskets above the two rear wheels as well as on the handlebars to transport all kinds of heavy goods. Thanks to the low step-through and sprung saddle, the tricycle is not only comfortable on delivery or shopping trips, but is also recommended for seniors, people with limited mobility or those who simply feel safer on three wheels. Thanks to the 3-speed Shimano NEXUS gear shift, five-level pedal assist, and an integrated pushing aid, users won't break a sweat while riding or after dismounting. In addition, the lockable brakes prevent it from rolling away accidentally. A swing mechanism that can be activated also ensures

comfortable cornering. The cargo bike can be folded up just a few steps thanks to the smart quick-release mechanism including foldable pedals and handlebars.

Safety is guaranteed by the combination of a front disc brake and rear axle drum brake as well as LED lights with integrated reflectors, reflector pedals and tires with stylish reflector edging, plus a brake light. The bell integrated in the handle allows the rider to be heard in city traffic.







MINNA®

approx. 1250 mm



approx. 1050 mm

For all information /  
videos just  
click or scan






# THE DESIGN BIKES

- ✓ 20" sporty folding e-bike
  - ✓ Up to 120 kg payload (including rider)
  - ✓ Foldable magnesium frame
  - ✓ Quick release mechanism including foldable pedals and handlebar
  - ✓ Magnetic lock and transport roller
  - ✓ Disc brakes
  - ✓ 6-speed Shimano SIS gear shift
  - ✓ Comfortable 2.125 tires
  - ✓ LCD bike computer with 3-level pedal assist up to 25 km/h
  - ✓ Removable and lockable Li-Ion battery 10.5 Ah/36 V/380 Wh
- 👤 only approx. 21 kg weight (including battery)
- 📍 up to 70 km range\*



## FIENE®



## FIETE®



## HENRI®





## POWERFUL, SPORTY AND FLEXIBLE

With the new design bikes FIENE®, FIETE® and HENRI® Blaupunkt offers three electric folding bikes which are real eye-catchers on the road, due to their sporty look. The versatile 20-inch folding e-bikes are available in the colors “racing-orange”, “cosmos-blue” and “agate-grey”. The sturdy magnesium frame of the bikes can be folded up in no time. This is ensured by the intelligent quick-release folding mechanism with a magnetic lock. Due to their small dimensions, the wheels can be easily stowed away in a car or camper van, or on a boat.

While riding, the FIENE®, FIETE® and HENRI® bikes ensure precise and safe manoeuvres, due to their high-quality disc brakes. The 6-speed Shimano SIS gear shift provides a particularly comfortable ride. This also includes a bike computer with an LC display, which can be used to control the 3-level pedal assist up to 25 km/h. The smart bike computer also provides information about speed, battery status, lights, and much more.

The Li-Ion battery with 36 V and 10.5 Ah is integrated into the frame, and not only impresses with a range of up to 70 km\* and short charging times, but can also be removed conveniently and charged separately.



For all information / videos just click or scan

FIENE®

FIETE®

HENRI®



# THE LOW ENTRY MODELS

## STYLISH, COMFORTABLE AND COMPACT

Our models with very-low entry are ideal for those who find it too difficult to get on conventional bikes, but who do not want to give up cycling. With effective pedal support, cycling tours can be longer than ever before.



### FRANZI®



approx. 800 mm



approx. 700 mm

### LOTTE® (MOD. 2024)



For all information / videos just click or scan

FRANZI®

LOTTE® (Mod. 2024)






The low entry models FRANZI® in the color "titanium" matt and LOTTE® Mod. 2024 in the color "warm-grey" have a front motor. This is specially adapted to the wheels and thus allows a practical coaster brake in addition to the front wheel brake.



With the Shimano NEXUS 3-speed hub gear, you can choose the gear you want and be supported with one of the five selectable power levels. With one battery charge you can travel up to 80 km\* at a maximum speed of 25 km/h.

- ✓ 20" folding e-bike with a particularly low step-through
  - ✓ Up to 110 kg payload (including rider)
  - ✓ Front motor (50 Nm)
  - ✓ Suspension seat post
  - ✓ Comfortable 2.125 tires
  - ✓ Quick release mechanism + foldable pedals / handlebar
  - ✓ 3 brakes (V-brakes / coaster brake)
  - ✓ 3-speed Shimano hub gear / Shimano Revo-Shift
  - ✓ LCD bike computer with 5-level pedal assist up to 25 km/h
  - ✓ Removable and lockable Li-Ion battery 10.4 Ah / 36 V / 380 Wh
- 📦 approx. 22 kg weight (including battery)
- 📍 up to 80 km range\*





# THE LOW ENTRY MODELS

- ✓ 20" folding e-bike with a particularly low step-through
  - ✓ Up to 110 kg payload (including rider)
  - ✓ Rear-wheel drive
  - ✓ Comfortable 20" x 2.125 tires
  - ✓ Quick release mechanism + foldable pedals / handlebar
  - ✓ 6-speed Shimano SIS gear shift
  - ✓ LCD bike computer with 5-level pedal assist up to 25 km/h
  - ✓ Removable and lockable Li-Ion battery
    - LOTTE®: 8.8 Ah / 36 V / 320 Wh, EMMI®: 7.5 Ah / 36 V / 270 Wh
  - ✓ Brake light integrated in the rear light
-  approx. 22 kg weight (including battery)
-  LOTTE®: Up to 70 km range\*, EMMI®: Up to 60 km range\*




## EASY ENTRY

LOTTE® and EMMI® come with a particularly low step-through and are the successor to our popular Clara 400. With the new, separately available, larger, batteries, you can now upgrade and extend the regular range from 70 km\* (LOTTE®) and 60 km\* (EMMI®) to up to 100 km\*. However, both bikes, unlike their predecessor, are now also equipped with an integrated brake light in the tail light, in addition to many other detail improvements.

The versatile 20-inch folding e-bikes are available in the color arctic white. The sturdy aluminum frame of the bikes can be folded up in no time. This is ensured by the intelligent quick-release folding mechanism with a magnetic lock. Due to their small dimensions LOTTE® and EMMI® can be easily stowed away.

The 6-speed Shimano SIS gear shift provides a particularly comfortable ride. This also includes a bike computer with an LC display, which can be used to control the 5-level pedal assist up to 25 km/h. The smart bike computer also provides information about speed, battery status, lights, and much more.



For all information /  
videos just  
click or scan

LOTTE®

EMMI®





### LOTTE®



approx. 800 mm



approx. 700 mm

### EMMI®



approx. 800 mm



approx. 700 mm

## THE CITY BIKE

- ✓ Foldable city bike with large wheels (24") and rear-wheel drive
- ✓ Up to 120 kg payload (including rider)
- ✓ Sturdy aluminum trapezoidal frame
- ✓ Stable double stand
- ✓ Disc brakes front and rear with integrated brake light
- ✓ 6-speed Shimano SIS gear shift
- ✓ Quick release mechanism + foldable pedals / handlebar
- ✓ Comfortable 24" x 2.15 tires
- ✓ LCD bike computer with 5-level pedal assist up to 25 km/h
- ✓ Removable and lockable Li-Ion battery 10.4 Ah / 36 V / 380 Wh

👤 approx. 22.5 kg weight (including battery)

📍 up to 80 km range\*



## LARGE, COMFORTABLE AND PRACTICAL

A foldable city bike with 24-inch wheels. Due to the elegant design of its color-coordinated components, it is always an eye-catcher. Due to its large wheels, the 6-speed Shimano gear shift, and the disc brakes, the FRIDA® is perfect for longer, leisurely, bike rides on cycle paths far from the big city, or for an environmentally friendly shopping trip.

FRIDA® makes you forget you are sitting on a folding bike. Thanks to the ingenious mechanism, it can be folded up in no time, and stored in a car boot or other storage compartments. The luggage rack offers space for a basket

or additional luggage, and underneath is the removable battery, which allows you to travel up to 80 km\* on one charge. And thanks to the sturdy double stand, the FRIDA® always has a secure stand, both when it's ready to ride and when folded.

For all information /  
videos just  
click or scan







FRIDA®



approx. 900 mm



approx. 840 mm







	<b>FRIDEL®</b> Mod. 2024	<b>FRIDA®</b> Mod. 2024	<b>ENNO</b>	<b>MINNA®</b>
<b>WHEEL SIZE</b>	24"	24"	20"	20"
<b>COLOR</b>	night-grey, matt	warm-grey	pebble-grey, matt	liquorice-black, matt
<b>COLOR HANDLES, SADDLE, TIRES</b>	black	black	black	western-brown
<b>BIKE COMPUTER FUNCTIONS</b>	Speed, ODO, TRIP, AVG./MAX, TRIP TIME, PAS LEVEL, battery (6 levels), power, pushing aid, bicycle lighting, auto switch-off	Speed, ODO, TRIP, AVG./MAX, TRIP TIME, PAS LEVEL, battery (6 levels), power, pushing aid, bicycle lighting, auto switch-off	Speed, ODO, TRIP, AVG./MAX, TRIP TIME, PAS LEVEL, battery (6 levels), power, pushing aid, bicycle lighting, auto switch-off	Speed, ODO, TRIP, AVG./MAX, TRIP TIME, PAS LEVEL, battery (6 levels), power, pushing aid, bicycle lighting, auto switch-off
<b>SUPPORT LEVELS</b>	5	5	5	5
<b>BRAKES</b>	Disc brake	Disc brake	Disc brake	Disc brake + drum brake
<b>BRAKE LIGHT REAR</b>	—	—	—	✓
<b>FRONT LIGHT</b>	LED	LED	LED	LED
<b>TAIL LIGHT</b>	LED, integrated	LED, integrated	LED, integrated	LED, integrated
<b>RIMS</b>	Aluminium	Aluminium	Aluminium	Aluminium
<b>FRAME MATERIAL</b>	Aluminum-magnesium-silicon	Aluminum-magnesium-silicon	Aluminium	Aluminum + steel
<b>GEAR SHIFT</b>	derailleur	derailleur	derailleur	hub gear
<b>NUMBER OF SPEEDS</b>	8	8	7	3
<b>RANGE MAX.*</b>	120 km	120 km	80 km	60 km
<b>MAXIMUM SPEED (SUPPORTED)</b>	25 km/h	25 km/h	25 km/h	25 km/h
<b>SENSORS</b>	Cadence, speed, light	Cadence, speed, light	Cadence, speed	Cadence, speed
<b>MOTOR</b>	250 W / 36 V brushless	250 W / 36 V brushless	250 W / 36 V brushless	250 W / 36 V brushless
<b>BATTERY</b>	16 Ah / 36 V / 580 Wh	16 Ah / 36 V / 580 Wh	13 Ah / 36 V / 470 Wh	13 Ah / 36 V / 470 Wh
<b>REMOVABLE BATTERY</b>	✓	✓	✓	✓
<b>CHARGE THE BATTERY SEPARATELY</b>	✓	✓	✓	✓
<b>EXCHANGEABLE BATTERY (OPTIONAL)</b>	✓	✓	✓	✓
<b>BATTERY CHARGING TIME</b>	5 – 8 hours	5 – 8 hours	6 – 7.5 hours	approx. 6 hours
<b>MAX. PAYLOAD</b>	110 kg	110 kg	110 kg	150 kg
<b>STAND</b>	Double stand	Double stand	Side stand	—
<b>MUDGUARDS</b>	✓	✓	✓	✓
<b>CENTRAL TRANSPORT ROLLER</b>	—	—	—	—
<b>WEIGHT (INCLUDING BATTERY)</b>	approx. 24 kg	approx. 24 kg	approx. 32 kg	approx. 42 kg
<b>DIMENSIONS (L × W × H)</b>	approx. 1760 × 700 × 1040 mm	approx. 1760 × 700 × 1040 mm	approx. 1750 × 700 × 1100 mm	approx. 1850 × 670 × 1050 mm
<b>DIMENSIONS FOLDED (L × W × H)</b>	approx. 880 × 390 × 1100 mm	approx. 880 × 390 × 1100 mm	approx. 1000 × 500 × 750 mm	approx. 1250 × 750 × 1050 mm
<b>STVZO COMPLIANT</b>	✓	✓	✓	✓
<b>EPAC DIN EN 15194</b>	✓	✓	✓	✓



FIENE®/FIETE®/HENRI®	FRANZI®/LOTTE® Mod. 2024	LOTTE®	EMMI®	FRIDA®
20"	20"	20"	20"	24"
racing-orange (FIENE®) cosmos-blue (FIETE®) agate-grey (HENRI®)	titanium, matt (FRANZI®) warm-grey (LOTTE® 2024)	arctic-white	arctic-white	lava-grey, matt
black	brown	black	black	brown
SPEED, ODO, TRIP, TIME, PAS LEVEL, battery, lighting, automatic switch-off	SPEED, ODO, TRIP, AVG./MAX, TRIP TIME, PAS LEVEL, battery, power, pushing aid, lighting, automatic switch-off	SPEED, ODO, TRIP, AVG./MAX, TRIP TIME, PAS LEVEL, battery, power, pushing aid, lighting, automatic switch-off	SPEED, ODO, TRIP, AVG./MAX, TRIP TIME, PAS LEVEL, battery, power, pushing aid, lighting, automatic switch-off	SPEED, ODO, TRIP, AVG./MAX, TRIP TIME, PAS LEVEL, battery, power, pushing aid, lighting, automatic switch-off
3	5	5	5	5
Disc brake	V-brake + coaster brake	V-brake	V-brake	Disc brake
—	—	✓	✓	✓
LED	LED	LED	LED	LED
USB battery LED light	LED, integrated	LED, integrated	LED, integrated	LED, integrated
Magnesium alloy	Aluminium	Aluminium	Aluminium	Aluminium
Magnesium alloy	Aluminium	Aluminium	Aluminium	Aluminium
derailleur	hub gear	derailleur	derailleur	derailleur
6	3	6	6	6
70 km	80 km	70 km	60 km	80 km
25 km/h	25 km/h	25 km/h	25 km/h	25 km/h
Cadence, speed	Cadence, speed	Cadence, speed	Cadence, speed	Cadence, speed
250 W / 36 V brushless	250 W / 36 V brushless	250 W / 36 V brushless	250 W / 36 V brushless	250 W / 36 V brushless
10.5 Ah / 36 V / 380 Wh	10.4 Ah / 36 V / 380 Wh	8.8 Ah / 36 V / 320 Wh	7.5 Ah / 36 V / 270 Wh	10.4 Ah / 36 V / 380 Wh
✓	✓	✓	✓	✓
✓	✓	✓	✓	✓
✓	✓	✓	✓	✓
4–6 hours	4–6 hours	4–6 hours	4–6 hours	4–6 hours
120 kg	110 kg	110 kg	110 kg	120 kg
Side stand	Side stand	Side stand	Side stand	Double stand
are included as accessories	✓	✓	✓	✓
✓	—	—	—	—
approx. 21 kg	approx. 22 kg	approx. 22 kg	approx. 22 kg	approx. 22.5 kg
approx. 1520 × 570 × 1040 mm	approx. 1500 × 580 × 1140 mm	approx. 1500 × 580 × 1140 mm	approx. 1500 × 580 × 1140 mm	approx. 1700 × 600 × 1200 mm
approx. 800 × 430 × 600 mm	approx. 810 × 460 × 690 mm	approx. 810 × 460 × 690 mm	approx. 810 × 460 × 690 mm	approx. 900 × 450 × 840 mm
✓	✓	✓	✓	✓
✓	✓	✓	✓	✓

# SPARE PARTS



REPLACEMENT / EXCHANGEABLE BATTERY

**FIENE®, FIETE®, HENRI®**

**BATTERY**

10.5 Ah / 36 V / 380 Wh lithium-ion battery with integrated BMS<sup>2</sup> and short charging time

**RANGE**

Up to 80 km<sup>1</sup>



REPLACEMENT / EXCHANGEABLE BATTERY

**FRIDA®, FRANZI®,  
LOTTE®, EMMI®,  
CLARA 400**

**BATTERY**

Lithium-ion battery with integrated BMS<sup>2</sup> and short charging time

**8.8 Ah / 36 V / 320 Wh**

**RANGE**

Up to 70 km<sup>1</sup>

**10.4 Ah / 36 V / 380 Wh**

**RANGE**

Up to 80 km<sup>1</sup>



REPLACEMENT / EXCHANGEABLE BATTERY

**FRIDA®, FRANZI®,  
LOTTE®, EMMI®,  
MINNA®, CLARA 400**

**BATTERY**

13 Ah / 36 V / 470 Wh lithium-ion battery with integrated BMS<sup>2</sup> and short charging time

**RANGE**

Up to 100 km<sup>1</sup>



## OTHER SPARE PARTS & SERVICES

REPLACEMENT PEDALS, FOLDABLE (1 PAIR)	for all Blaupunkt foldable e-bikes
TIRE WITH TUBE 20" 2.125, BROWN/BLACK	for FRANZI®, MINNA®
TIRE WITH TUBE 20" 2.125, BLACK	for LOTTE®, EMMI®, CLARA 400
TIRE WITHOUT TUBE 24"	for FRIDA®
TUBE 24" 1.75 - 2.125	for FRIDA®
TUBE 20" CAR VALVE	for all Blaupunkt foldable e-bikes (except ENNO)
SADDLE SELLE ROYAL FREEWAY, BROWN	for all Blaupunkt foldable e-bikes
SADDLE SELLE ROYAL FREEWAY, BLACK	for all Blaupunkt foldable e-bikes
BROWN FAUX LEATHER HANDLE, LEFT	for FRANZI®, FRIDA®
BROWN FAUX LEATHER HANDLE, RIGHT	for FRANZI®, FRIDA®
BLACK FAUX LEATHER HANDLE, LEFT	for LOTTE®, EMMI®, CLARA
BLACK FAUX LEATHER HANDLE, RIGHT	for LOTTE®, EMMI®, CLARA
E-BIKE FINAL ASSEMBLY	for all Blaupunkt foldable e-bikes





## DOTBLUE LUGGAGE RACK BAG GT 400

- ✓ Durable, waterproof 500D PVC material with roll closure
- ✓ Additional inside pocket with zip
- ✓ Innovative click system for easy attachment / carrying
- ✓ Adjustable carrying strap / shoulder strap
- ✓ Click system suitable for various luggage carriers (8–16 mm diameter)
- ✓ Spacious inside pocket with 25.4 l volume
- ✓ Dimensions approx. 30 × 15 × 56 cm (L × W × H)



## DOTBLUE HANDLEBAR BAG LT 300

- ✓ Durable, two-tone polyester material with double zip system
- ✓ Spacious inside pocket + side mesh pocket
- ✓ Small additional compartment with zip
- ✓ Fixed hand strap
- ✓ Shoulder strap + carabiner attachment
- ✓ Rain cover
- ✓ Variable Velcro fastening system
- ✓ 4.3 l volume
- ✓ Dimensions approx. 25 × 9 × 19 cm (L × W × H)



## DOTBLUE HANDLEBAR BAG LT 200

- ✓ Durable, two-tone polyester material with double zip system
- ✓ Two additional inner compartments
- ✓ Innovative click system
- ✓ Fastening possibilities for carabiners or similar on the top and bottom sides
- ✓ Reflective side parts
- ✓ For handlebar diameter 22.2–31.8 mm
- ✓ 4.7 l volume
- ✓ Dimensions approx. 22.5 × 9 × 23 cm (L × W × H)



## DOTBLUE ROLLING TRANSPORT BAG RT 20

- ✓ Suitable for Blaupunkt pedelecs up to 20 inches (except ENNO)
- ✓ Durable, water-repellent polyester material with double zip
- ✓ Additional compartment with zip 25 × 35 cm
- ✓ Tear-resistant, adjustable shoulder strap
- ✓ 3 stable 65 mm ABEC rolls + pull handle
- ✓ Solid floor with protective skids
- ✓ Max. payload 25 kg, 224 l volume
- ✓ Dimensions approx. 80 × 40 × 70 cm (L × W × H)



## DOTBLUE TRANSPORT BAG TT 20

- ✓ Suitable for Blaupunkt pedelecs up to 20 inches (except ENNO)
- ✓ Durable, water-repellent polyester material with double zip
- ✓ Additional compartment outside, approx. 15 × 30 cm (L × W)
- ✓ Tear-resistant, adjustable shoulder straps
- ✓ Incl. transport bag
- ✓ Weight approx. 1.2 kg (without content)
- ✓ Max. payload 20 kg, 158.4 l volume
- ✓ Dimensions approx. 80 × 30 × 66 cm (L × W × H)



## FOLDABLE BIKE GARAGE

- ✓ Suitable for Blaupunkt folding e-bikes
- ✓ Practical protection against moisture and dirt
- ✓ Insensitive, water-repellent PEVA film
- ✓ All-round drawstring with stopper
- ✓ Click closure for security
- ✓ Weight approx. 400 g
- ✓ Dimensions approx. 210 × 80 × 110 cm (L × W × H)
- ✓ Dimensions folded approx. 24 × 27 × 2 cm (L × W × H)

*Enjoy it.*

**Competence Center  
Car Multimedia & Foldable E-Bikes**

Evo-Sales GmbH  
Hastenbecker Weg 33  
31785 Hameln/Germany  
info@bpautomotive.de  
[www.blaupunkt.com/ebikes](http://www.blaupunkt.com/ebikes)

All rights reserved.  
The technical data are subject to change without notice.  
The prices shown include statutory VAT.  
Errors and printing errors excepted.

012024